



Trinidad & Ivy City

Town Hall Meeting
with

Ward 5 Councilmember
Harry Thomas, Jr.

Who's in the room?


Demographic Polling

Press the
button
corresponding
to your
choice...



If You Make a
Mistake, Just
Vote Again!

What is your favorite local team?




What is your Gender

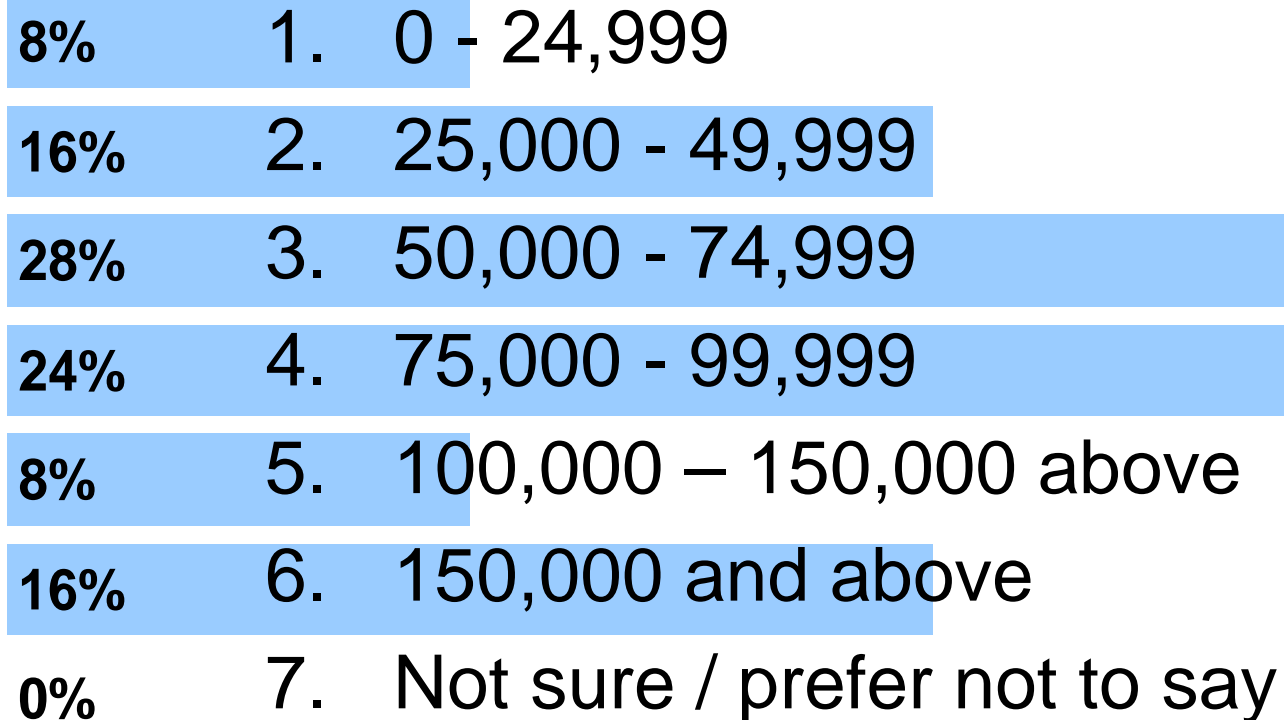
36% 1. Male

64% 2. Female

What is your age?



What is your household income level?





Ward 5 Town Hall Meeting

Public Education

Which of the following academic models do you prefer for public school education?

- 25% 1. Pre-K - 8th & High School 9th -12th no Middle School
- 71% 2. Grade school, Middle school, and High school
- 4% 3. No Preference/No Opinion



Ward 5 Town Hall Meeting

DCPS

Would you say that school reform under the leadership of Chancellor Rhee is heading in the right direction, the wrong direction, or do you have no opinion?

33% 1. Right Direction

53% 2. Wrong Direction

13% 3. No Opinion

The DC State Board of Education was established in 2007 and advises the State Superintendent of Education on objectives, regulations, and academic, vocational, charter and other school policies. Do you think the responsibilities of the Board should be expanded, reduced, or remain as is?

- | | |
|-----|-----------------|
| 67% | 1. Expanded |
| 4% | 2. Reduced |
| 29% | 3. Remain as is |



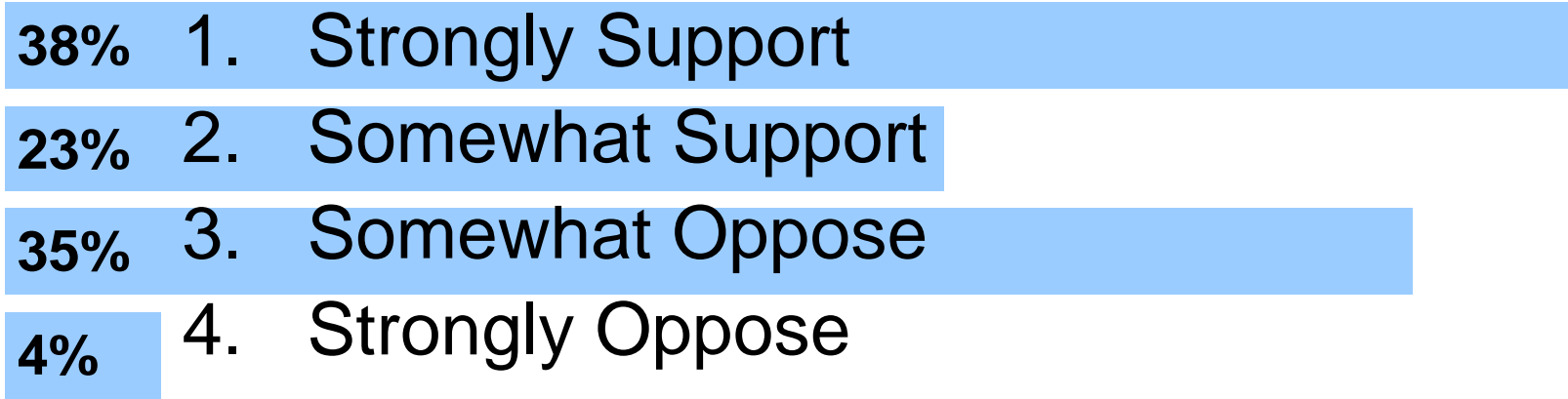
Ward 5 Town Hall Meeting

Charter Schools

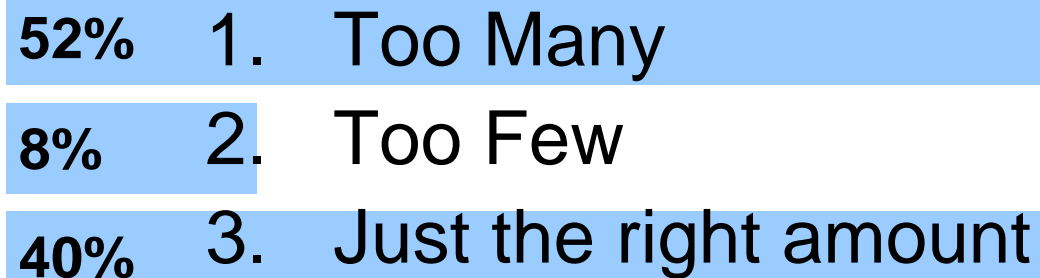
There are 57 public charter schools currently operating in the District of Columbia. They educate more than 29,000 students, or about 40 percent of all kids in public school in DC.



Please rate your level of support or opposition to the charter school movement in the District of Columbia.



Would you say we have too many, too few, or just the right amount of charter schools in the District?





Ward 5 Town Hall Meeting

Public Safety in Your Neighborhood

From the following list, please indicate which are the top 3 public safety concerns in your neighborhood:

-
- A horizontal bar chart with six rows. Each row contains a percentage on the left, a numbered list item in the middle, and a description of the concern on the right. The bars are light blue and their lengths correspond to the percentages. The items are: 1. Loitering (68%), 2. Drug Activity (64%), 3. Burglaries or thefts from homes/apartments (43%), 4. Theft from autos (25%), 5. Stolen Autos (18%), and 6. Armed robberies of pedestrians (29%).
- | Percentage | Rank | Concern |
|------------|------|--|
| 68% | 1. | Loitering |
| 64% | 2. | Drug Activity |
| 43% | 3. | Burglaries or thefts from homes/apartments |
| 25% | 4. | Theft from autos |
| 18% | 5. | Stolen Autos |
| 29% | 6. | Armed robberies of pedestrians |



Ward 5 Town Hall Meeting

Housing Issues in Your Neighborhood

From the following list, please indicate which are the top 3 housing concerns in your neighborhood:

27% 1. Level of property taxes

19% 2. Number of student group homes

73% 3. Number of vacant or abandoned properties

46% 4. Number of community-based residential facilities

69% 5. Number of nuisance properties



Ward 5 Town Hall Meeting

Infrastructure Issues in Your Neighborhood

From the following list, please indicate which are the top 3 infrastructure concerns in your neighborhood: (*Please select your top three.*)

- 42% 1. Illegal dumping
- 50% 2. Litter
- 8% 3. Level of trash collection services
- 23% 4. Level of snow removal services
- 15% 5. Level of tree trimming services
- 65% 6. Condition of streets/alleys/sidewalks
- 19% 7. Street/alley lighting



Ward 5 Town Hall Meeting

Overall Neighborhood Assessment

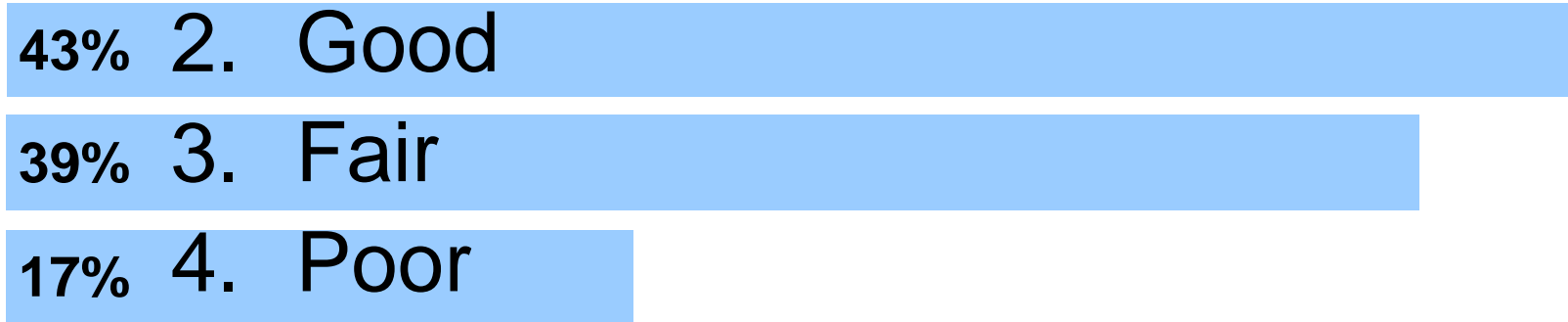
Overall, how would you rate the quality of your neighborhood?

0% 1. Excellent

43% 2. Good

39% 3. Fair

17% 4. Poor



How would you rate your neighborhood's access to public amenities like recreation facilities and library branches?
(select one response.)

5% 1. Excellent

52% 2. Good

33% 3. Fair

10% 4. Poor

Access to public amenities like recreation facilities and library branches?
(select one response.)

1. Excellent
2. Good
3. Fair
4. Poor

How would you rate your neighborhood's access to quality businesses?
(select one response.)

0% 1. Excellent

38% 2. Good

54% 3. Fair

8% 4. Poor

How would you rate the level of pedestrian safety in your neighborhood?
(select one response.)

1. Excellent

%

2. Good

%

3. Fair

%

4. Poor