



# **Ft. Lincoln Gateway South Central**

**Town Hall Meeting**  
*with*  
**Ward 5 Councilmember**  
**Harry Thomas, Jr.**


**Press the  
button  
corresponding  
to your  
choice...**



**If You Make a  
Mistake, Just  
Vote Again!**

# What is your favorite local team?

*(Select one response.)*



**Who's in the room?**

Demographic Polling

# What is your gender?

38% 1. Male

63% 2. Female

# What is your age?

4% 1. 15 . 24

13% 2. 25 . 34

13% 3. 35 . 44

13% 4. 45 . 54

17% 5. 55 . 64

42% 6. 65 and better

# What is your household income?

12%	1. Less than \$25,000
32%	2. \$25,000 - \$49,999
16%	3. \$50,000 - \$74,999
4%	4. \$75,000 - \$99,999
24%	5. \$100,000 - \$150,000
12%	6. \$150,000 or greater
0%	7. Not sure / prefer not to say



## **Ward 5 Town Hall Meeting**

# **Public Education**

**Would you say that school reform under the leadership of Chancellor Rhee is heading in the right direction, the wrong direction, or do you have no opinion?**  
*(Select one response.)*

32% 1. Right direction

55% 2. Wrong direction

14% 3. No opinion

**Which of the following academic models do you prefer for public school education? (*Select one response.*)**

- |            |           |   |
|------------|-----------|---|
| <b>18%</b> | <b>1.</b> | Pre-K - 8 <sup>th</sup> & high school (9 <sup>th</sup> -12 <sup>th</sup> ) - no middle school |
| <b>68%</b> | <b>2.</b> | Grade school, middle school, and high school  |
| <b>14%</b> | <b>3.</b> | No preference/No opinion  |

Since 2007, the DC State Board of Education has had an advisory role. Do you think the responsibilities of the Board should be ... (*Select one response.*)

48% 1. Expanded

0% 2. Reduced

19% 3. Remain as is

33% 4. Don't know/No opinion

**There are 57 public charter schools in the District, serving more than 29,000 students, or about 40% of all DC kids in public school. How do you rate the number of charter schools? (*Select one response.*)**

46% 1. Too many

15% 2. Too few

12% 3. Just the right amount

27% 4. No preference/No opinion



## **Ward 5 Town Hall Meeting**

# **Public Safety in Your Neighborhood**

**How safe do you feel in your neighborhood?** (*Select one response*).

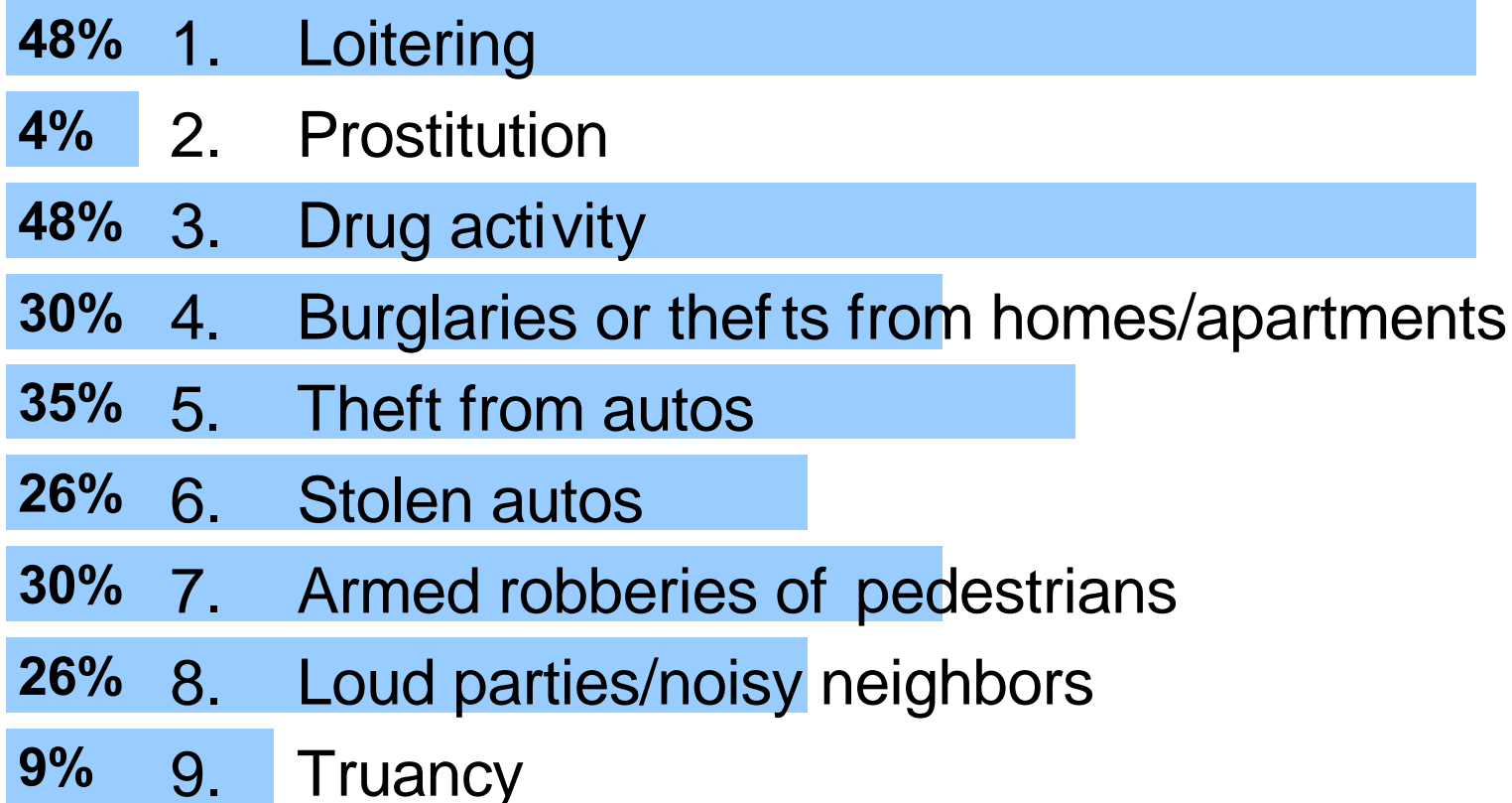
35% 1. Very safe

54% 2. Somewhat safe

12% 3. Somewhat unsafe

0% 4. Very unsafe

# From the following list, please indicate which are the top 3 public safety concerns in your neighborhood:



**How would you rate the performance of MPD in your neighborhood? (*Select one response.*)**

15% 1. Excellent

52% 2. Good

15% 3. Fair

7% 4. Poor

11% 5. Don't know/No opinion



## **Ward 5 Town Hall Meeting**

# **Housing and Infrastructure Issues in Your Neighborhood**

**From the following list, please indicate which are the top 3 housing concerns in your neighborhood:**

64% 1. Level of property taxes

12% 2. Number of student group homes

24% 3. Number of vacant or abandoned properties

28% 4. Number of community-based residential facilities

48% 5. Number of nuisance/blighted properties

**From the following list, please indicate which are the top 3 infrastructure concerns in your neighborhood:**

- 44% 1. Illegal dumping
- 32% 2. Litter
- 4% 3. Level of trash collection services
- 40% 4. Level of snow removal services
- 20% 5. Level of tree trimming services
- 40% 6. Condition of streets/alleys/sidewalks
- 52% 7. Street/alley lighting



## **Ward 5 Town Hall Meeting**

# **Overall Neighborhood Assessment**

**Overall, how do you rate the quality of your neighborhood? (*Select one response.*)**

27% 1. Excellent

58% 2. Good

15% 3. Fair

0% 4. Poor

0% 5. Don't know/ No opinion

**How do you rate your neighborhood's access to public amenities like recreation facilities and library branches? (*Select one response.*)**

19% 1. Excellent

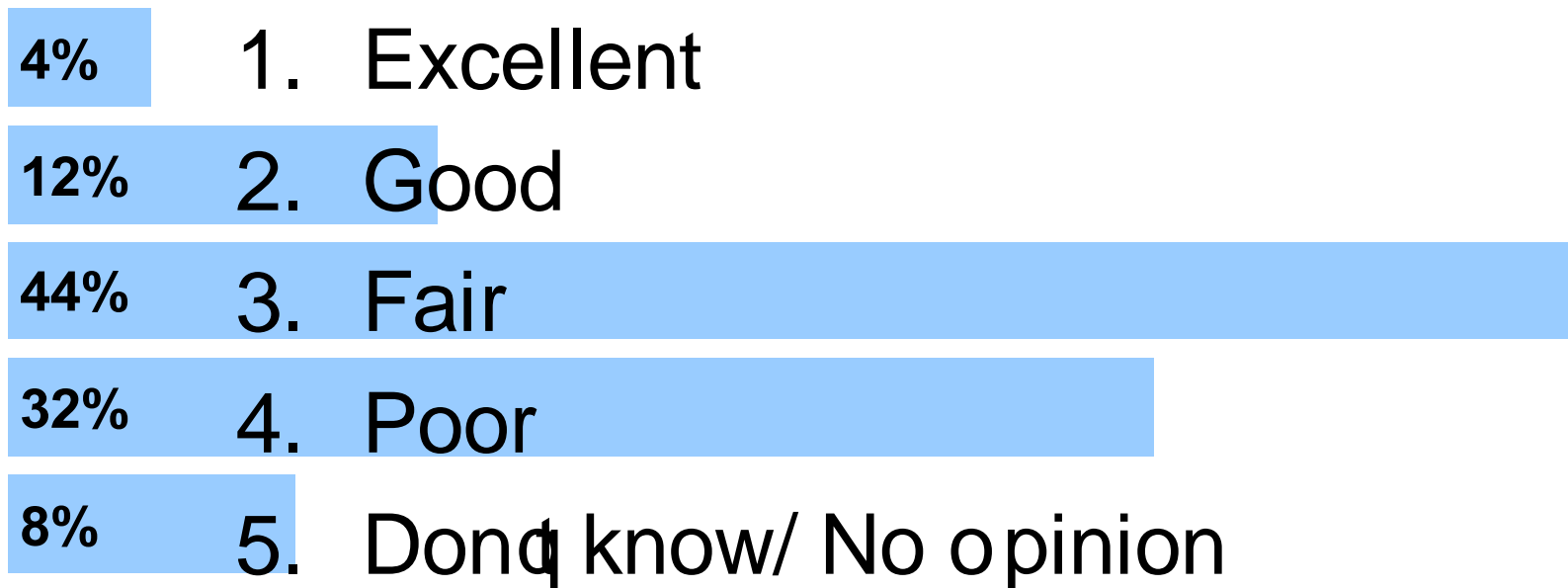
63% 2. Good

15% 3. Fair

0% 4. Poor

4% 5. Don't know/ No opinion

# How do you rate your neighborhood's access to quality businesses? (*Select one response.*)



# How would you rate the pedestrian safety of your neighborhood? *(Select one response.)*


0% 1. Excellent

38% 2. Good

38% 3. Fair

23% 4. Poor

0% 5. Don't know/ No opinion





## **Ward 5 Town Hall Meeting**

# **Evaluation of Tonight's Meeting**

# Did you enjoy the format of tonight's forum?

92% 1. Yes

8% 2. No

**How would you rate the format of tonight's meeting? (*Select one response.*)**

41% 1. Excellent

59% 2. Good

0% 3. Fair

0% 4. Poor