



Edgewood, Eckington, & Truxton Circle

Town Hall Meeting

with

Ward 5 Councilmember

Harry Thomas, Jr.

Who's in the room?

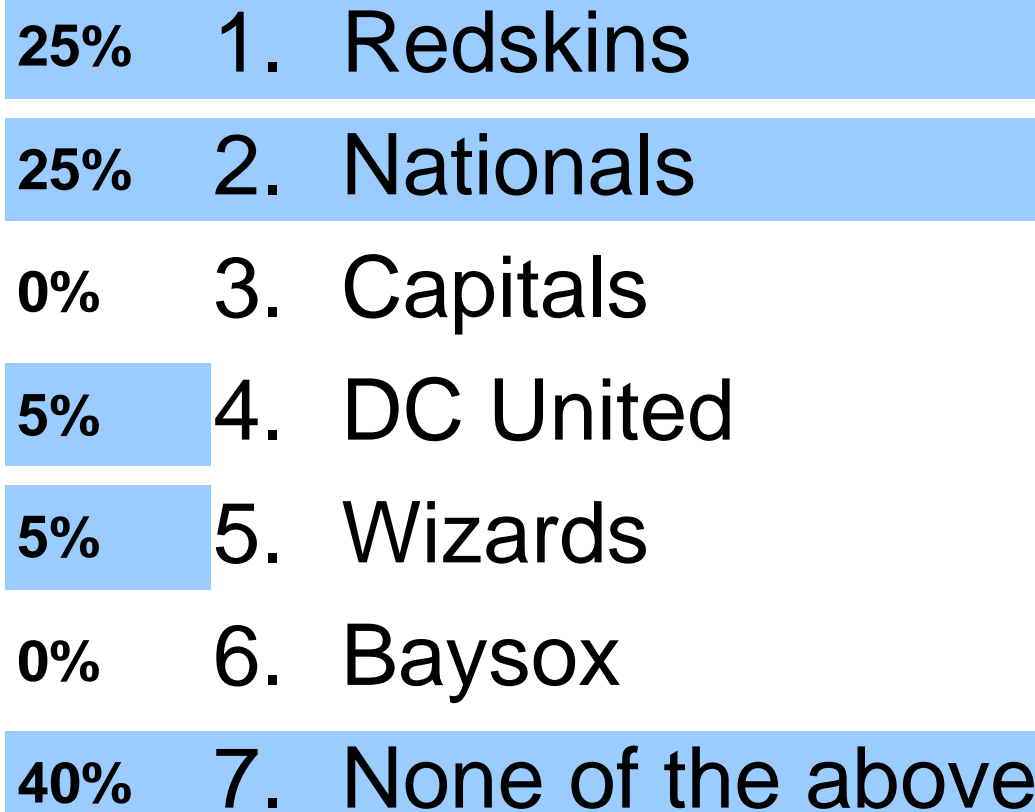
Demographic Polling

Press the
button
corresponding
to your
choice...



If You Make a
Mistake, Just
Vote Again!

What is your favorite local team?

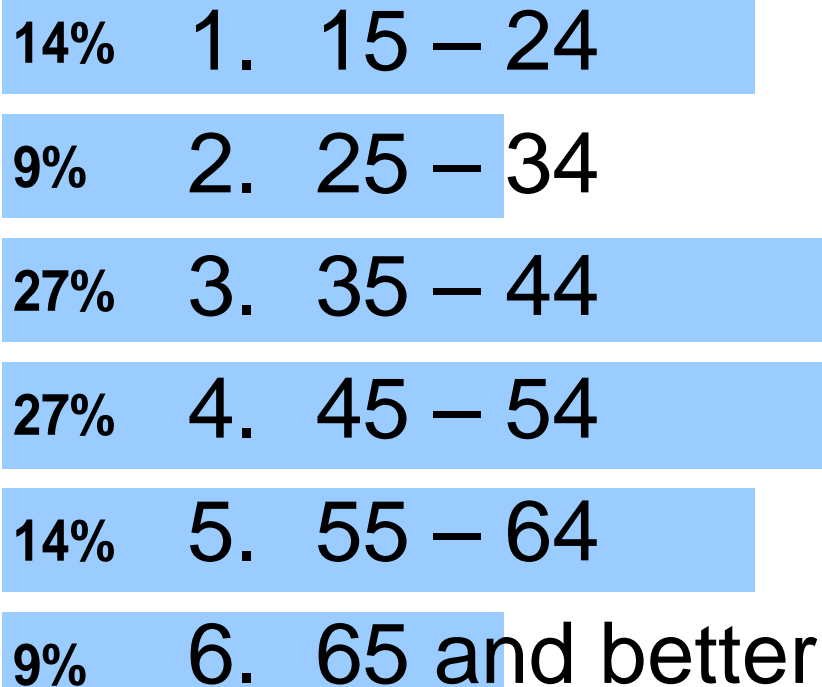


What is your Gender

44% 1. Male

56% 2. Female

What is your age?



What is your household income level?

15%	1.	0 - 24,999
5%	2.	25,000 - 49,999
30%	3.	50,000 - 74,999
15%	4.	75,000 - 99,999
5%	5.	100,000 – 150,000 above
5%	6.	150,000 and above
25%	7.	Not sure / prefer not to say



Ward 5 Town Hall Meeting

Public Education

Which of the following academic models do you prefer for public school education?

- 11% 1. Pre-K - 8th & High School 9th -12th no Middle School
- 68% 2. Grade school, Middle school, and High school
- 21% 3. No Preference/No Opinion



Ward 5 Town Hall Meeting

DCPS

Would you say that school reform under the leadership of Chancellor Rhee is heading in the right direction, the wrong direction, or do you have no opinion?

- 6% 1. Right Direction
- 82% 2. Wrong Direction
- 12% 3. No Opinion

The DC State Board of Education was established in 2007 and advises the State Superintendent of Education on objectives, regulations, and academic, vocational, charter and other school policies. Do you think the responsibilities of the Board should be expanded, reduced, or remain as is?

57% 1. Expanded

10% 2. Reduced

33% 3. Remain as is



Ward 5 Town Hall Meeting

Charter Schools

There are 57 public charter schools currently operating in the District of Columbia. They educate more than 29,000 students, or about 40 percent of all kids in public school in DC.

Please rate your level of support or opposition to the charter school movement in the District of Columbia.

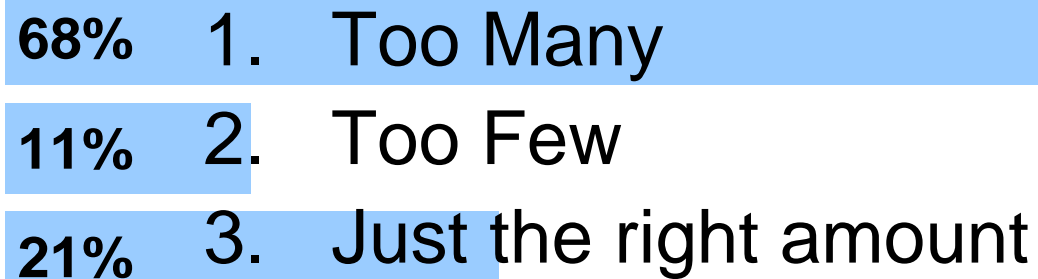
24% 1. Strongly Support

38% 2. Somewhat Support

24% 3. Somewhat Oppose

14% 4. Strongly Oppose

Would you say we have too many, too few, or just the right amount of charter schools in the District?





Ward 5 Town Hall Meeting

Public Safety in Your Neighborhood

From the following list, please indicate which are the top 3 public safety concerns in your neighborhood:

- 67% 1. Loitering
- 71% 2. Drug Activity
- 38% 3. Burglaries or thefts from homes/apartments
- 24% 4. Theft from autos
- 33% 5. Stolen Autos
- 24% 6. Armed robberies of pedestrians



Ward 5 Town Hall Meeting

Housing Issues in Your Neighborhood

From the following list, please indicate which are the top 3 housing concerns in your neighborhood:

- 55% 1. Level of property taxes
- 30% 2. Number of student group homes
- 55% 3. Number of vacant or abandoned properties
- 45% 4. Number of community-based residential facilities
- 45% 5. Number of nuisance properties



Ward 5 Town Hall Meeting

Infrastructure Issues in Your Neighborhood

From the following list, please indicate which are the top 3 infrastructure concerns in your neighborhood: *(Please select your top three.)*

- 55% 1. Illegal dumping
- 55% 2. Litter
- 18% 3. Level of trash collection services
- 32% 4. Level of snow removal services
- 23% 5. Level of tree trimming services
- 55% 6. Condition of streets/alleys/sidewalks
- 5% 7. Street/alley lighting



Ward 5 Town Hall Meeting

Overall Neighborhood Assessment

Overall, how would you rate the quality of your neighborhood?

0% 1. Excellent

61% 2. Good

33% 3. Fair

6% 4. Poor



How would you rate your neighborhood's access to public amenities like recreation facilities and library branches?
(select one response.)

19% 1. Excellent

29% 2. Good

29% 3. Fair

24% 4. Poor

Access to public amenities like recreation facilities and library branches?
(select one response.)

5% 1. Excellent

21% 2. Good

58% 3. Fair

16% 4. Poor

How would you rate your neighborhood's access to quality businesses?
(select one response.)

5% 1. Excellent

21% 2. Good

37% 3. Fair

37% 4. Poor

How would you rate the level of pedestrian safety in your neighborhood?
(select one response.)

0% 1. Excellent

18% 2. Good

71% 3. Fair

12% 4. Poor

Did you learn any thing new tonight?

10% 1. No

10% 2. A little bit

38% 3. Quite a bit

43% 4. A lot

What is your level of satisfaction with the meeting?


0% 1. Very Low

0% 2. Low

11% 3. Medium

47% 4. High

42% 5. Very High





Thank You!!!